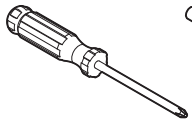
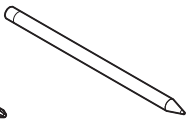


Required tools
Herramientas necesarias
Outils nécessaires

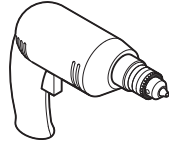
Phillips screwdriver
Destornillador phillips
Tournevis cruciforme



Pencil
Lápiz
Crayon



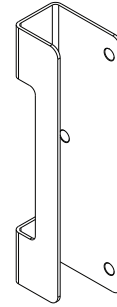
Power drill
Taladro eléctrico
Perceuse électrique



Drill bit
Broca
Foret

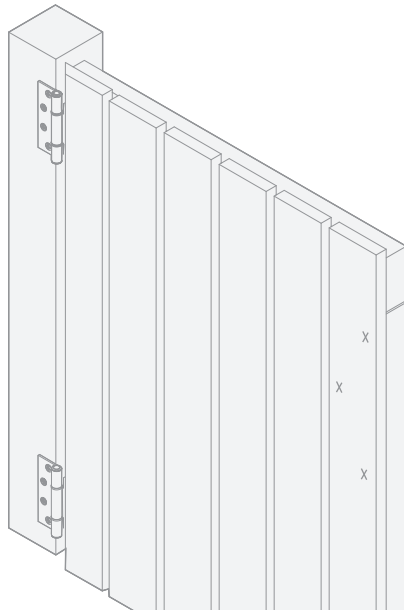


Parts in the box
Piezas en la caja
Pièces dans la boîte



1

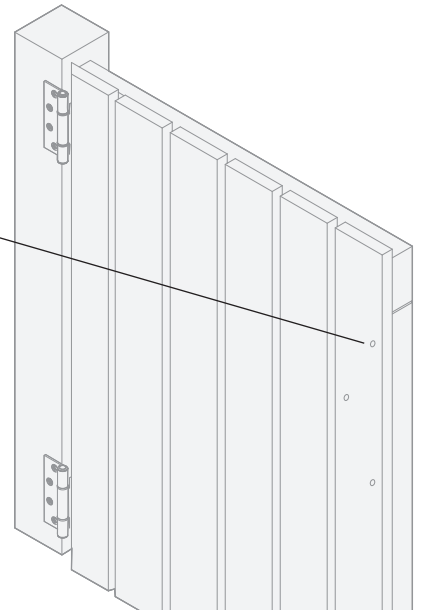
Mark the locations of the pull.
Marque la ubicación del tirón.
Marquez l'emplacement de la traction.



2

Drill the pilot holes.
Taladre los orificios piloto.
Percez les avant-trous.

13/64"
5,2 mm



3

Secure the pull.
Asegure el tirón.
Fixez la traction.

